



Sony Ericsson

---

# Part List

## - mechanical -



*X10i, X10a, SO-01B*



## CONTENTS

1	Part List .....	3
2	Revision History .....	9

# 1 Part List

The following parts are available for order in 'E-star'.

The 'E-star' name of a part may often be complex and even confusing, so the name of certain parts mentioned in the Working Instructions, Repair Movies and Troubleshooting Guide are often referred to by a simple descriptive name for better understanding.

Both names (designations) will in that case be included in this Part List, where the name being used in the documents mentioned above is underlined, e.g. Battery Cover.

















Designation	Part No.	Part	Location
Adhesive Frame Sub Assembly	1226-0436		
Audio Jack Connector	1224-9062		
Audio Jack Holder	1226-2691		
<u>Battery Cover</u> Battery Cover Black Battery Cover White Battery Cover Black AT&T Battery Cover White AT&T	1226-3971 1229-0132 1239-5496 1239-5501		
<u>Battery Cover Co-brand Pocket</u> Battery Cover Co-brand Pocket Black Battery Cover Co-brand Pocket White	1226-2624 1231-9816		
Camera 8 MPixel CMOS	1223-9969		









Designation	Part No.	Part	Location
<u>Co-Brand</u> Co-Brand Docomo Black Co-Brand Docomo White	1233-1242 1233-1256		
Conductive Gasket	1226-2702		
Core Unit Label	1226-2616		
<u>Cover Micro USB</u> Cover Micro USB Black Cover Micro USB White	1225-9982 1229-0066		
Cover Sensor	1226-2653		
Cushion for Frame Key	1235-9486		
Display 4.0 TFT	1223-6264		
Frame Sub Assembly	1226-0424		

Designation	Part No.	Part	Location
<u>Front Cover Assy</u> Front Cover Assy Black Front Cover Assy White	1235-6043 1235-6044		
<u>Key Camera</u> Key Camera Metallic-Black Key Camera Metallic-White	1226-2614 1229-0119		
<u>Key Main</u> Key Main Metallic-Black Key Main Metallic-White	1226-0066 1229-0072		
<u>Key On/Off</u> Key On/Off Metallic-Black Key On/Off Metallic-White	1226-0053 1229-0071		
<u>Key Volume</u> Key Volume Metallic-Black Key Volume Metallic-White	1226-2606 1229-0086		
Main Antenna	1225-5461		
Main Key FPC	1224-1571		
Main Key Frame	1226-0419		



Designation	Part No.	Part	Location
Non-Celler Antenna Speaker Box	1225-5463		
<u>Rear Cover Assy</u> Rear Cover Assembly Metallic-Black Rear Cover Assembly Metallic-White	1226-0523 1229-0077		
Receiver FPC	1224-1629		
Screw Other Len:4.5 Diam:1.7	1223-6144		
Shield Can MComp Sheet Lid A1	1228-2914		
Shield Can MComp Sheet Lid A3	1230-4131		
Shield Can MComp Sheet Lid A4	1230-4135		
Shield Can MComp Sheet Lid A5	1230-4146		

Designation	Part No.	Part	Location
Shield Can Lid A1	1225-8451		
Shield Can Lid A2	1225-8473		
Shield Can Lid A3	1225-8488		
Shield Can Lid A4	1225-8494		
Shield Can Lid A5	1225-8496		
Shield Can Lid B1	1225-8499		
Shield Can Lid B2	1225-8529		
SIM and MicroSD FPC	1224-1548		

Designation	Part No.	Part	Location
User Tool ET902 Screen protector	1233-3820		
Micro SD 8Gb	1210-7835		
Micro SD 16Gb	1222-7995		
Water indicator	1239-5490		
MComp Sheet Protection Window AT&T (Only for AT&T)	1238-0515		





## 2 Revision History

Rev.	Date	Changes / Comments
1	2010-Mar-11	Initial release
2	2010-07-26	Battery Cover Black AT&T/1239-5496 is added.
3	2010-08-12	Add ET902 and 8G/16G card P/N
4	2010-08-23	Add new water indicator 1239-5490.
5	2010-11-01	Battery Cover White AT&T/1239-5501 is added.
6	2011-01-05	Add MComp Sheet Protection Window AT&T/1238-0515